



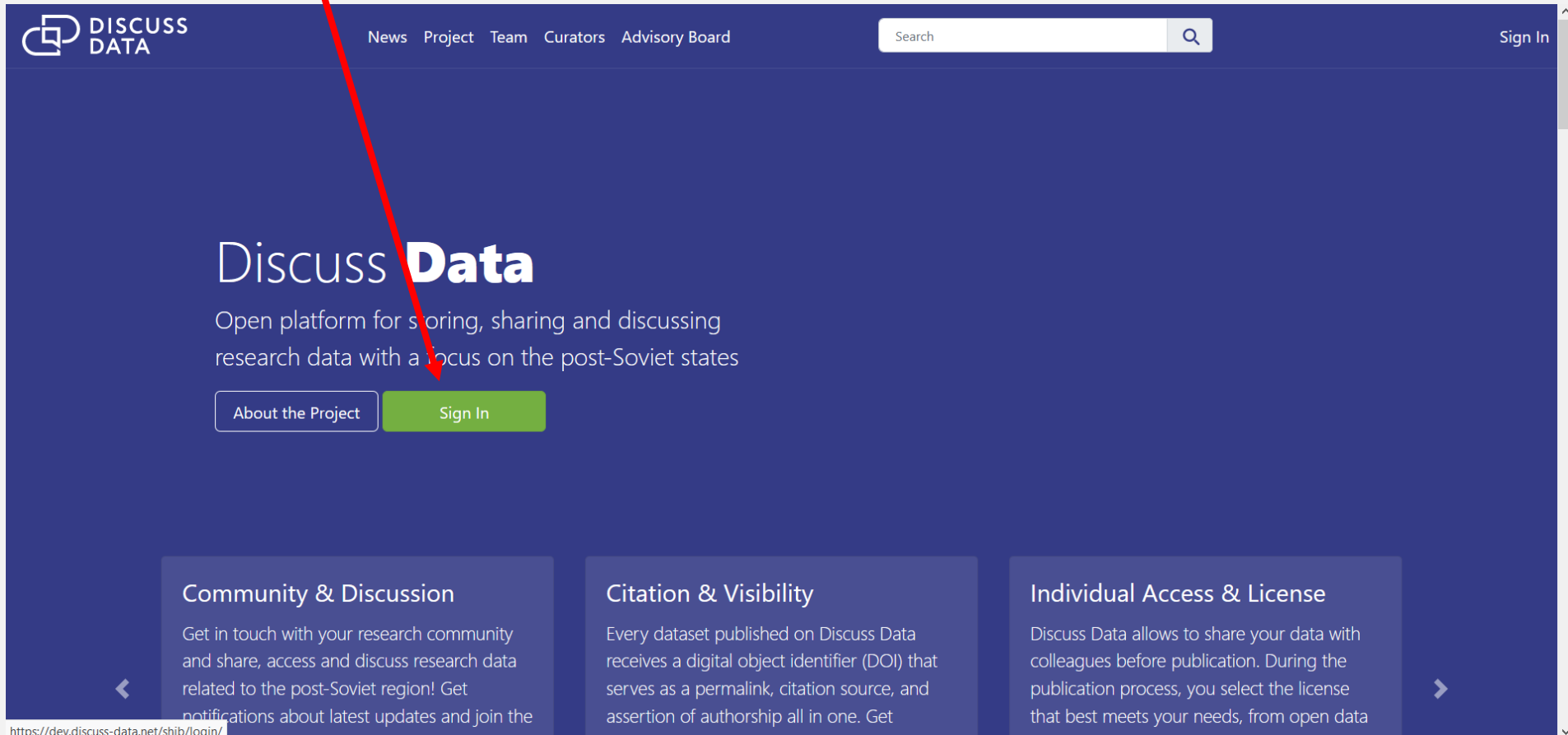
Archiving, sharing and discussing research data on
Eastern Europe, South Caucasus and Central Asia

How to register a new account

www.discuss-data.net

as of November 2024

1. Click on „Sign In“ to register a new Discuss Data account.



The screenshot shows the homepage of the Discuss Data website. The header is dark blue with the logo on the left, navigation links (News, Project, Team, Curators, Advisory Board) in the center, a search bar on the right, and a 'Sign In' link in the top right corner. The main content area features the title 'Discuss Data' and a subtitle 'Open platform for storing, sharing and discussing research data with a focus on the post-Soviet states'. Below this are two buttons: 'About the Project' and 'Sign In'. A red arrow points from the text above to the 'Sign In' button. At the bottom, there are three columns of text: 'Community & Discussion', 'Citation & Visibility', and 'Individual Access & License'. A URL is visible in the bottom left corner.

DISCUSS DATA

News Project Team Curators Advisory Board

Search

Sign In

Discuss Data

Open platform for storing, sharing and discussing research data with a focus on the post-Soviet states

About the Project Sign In

Community & Discussion

Get in touch with your research community and share, access and discuss research data related to the post-Soviet region! Get notifications about latest updates and join the

Citation & Visibility

Every dataset published on Discuss Data receives a digital object identifier (DOI) that serves as a permalink, citation source, and assertion of authorship all in one. Get

Individual Access & License

Discuss Data allows to share your data with colleagues before publication. During the publication process, you select the license that best meets your needs, from open data

<https://dev.discuss-data.net/shib/loqin/>

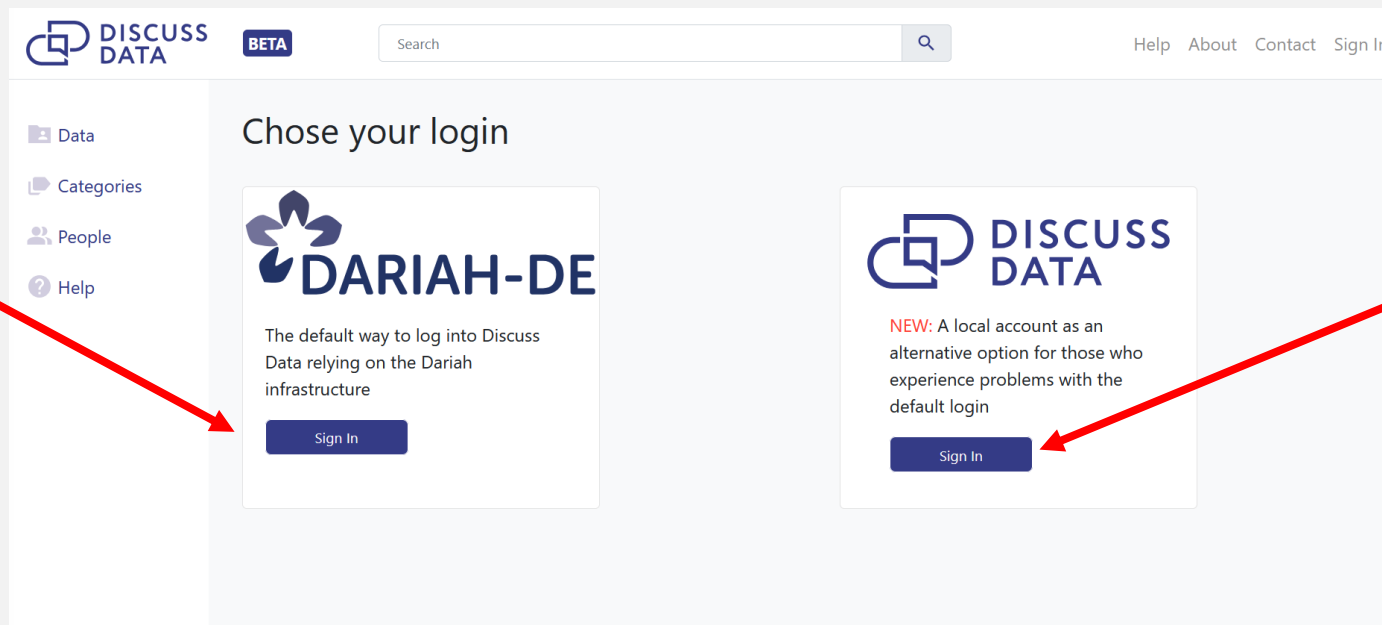
Discuss Data offers two options to register a new account

Option 1: Single Sign-on with your existing university account

If you have an E-Mail address from a research institution that is part of the [eduGAIN](#) network, you can use this account to register using Single Sign-on. In this case, click on the “Sign in” button in the left box, which redirects you to the [DARIAH Authentication Authorisation Infrastructure](#).

Option 2: Register new account without institutional E-Mail

Alternatively, or if you don't have an institutional account, you can create an account directly via Discuss Data. In this case, click on the “Sign In”-button in the right box.



Option 1:

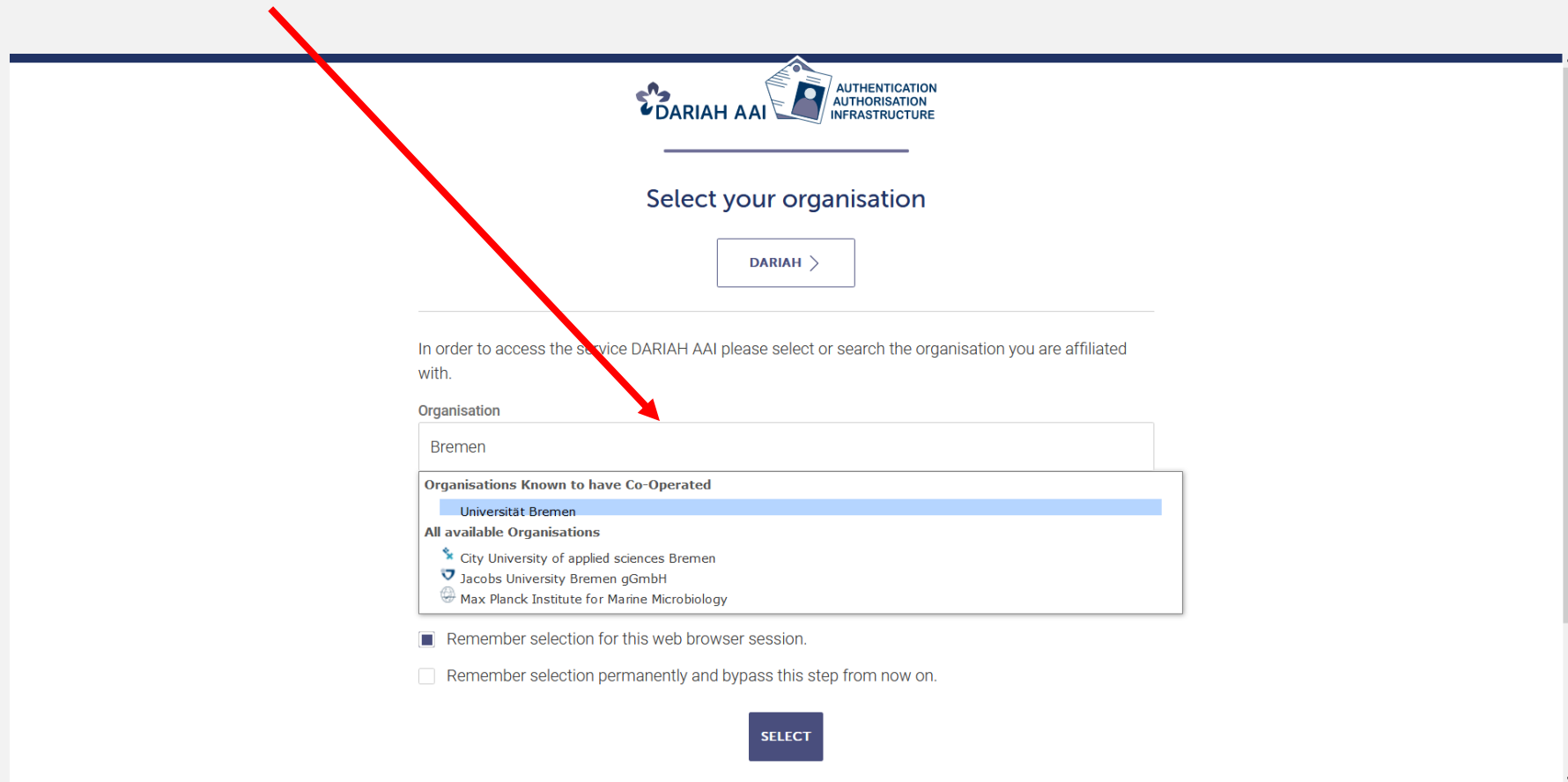
Users with E-Mail accounts from institutions in the eduGAIN network can register with Single Sign-on via DARIAH-DE

Option 2:

Users without institutional E-Mail accounts can create an account directly via Discuss Data.

Option 1: Single Sign-on with your university account

1) Search your institution in the search box and click on “select”.



The screenshot shows the DARIAH AAI authentication interface. At the top, there are logos for DARIAH AAI and AUTHENTICATION AUTHORITY INFRASTRUCTURE. Below the logos, the text "Select your organisation" is displayed. A button labeled "DARIAH >" is visible. Below this, a message states: "In order to access the service DARIAH AAI please select or search the organisation you are affiliated with." A search box labeled "Organisation" contains the text "Bremen". A dropdown menu is open, showing "Organisations Known to have Co-Operated" with "Universität Bremen" selected. Below this, "All available Organisations" are listed: "City University of applied sciences Bremen", "Jacobs University Bremen gGmbH", and "Max Planck Institute for Marine Microbiology". At the bottom, there are two checkboxes: "Remember selection for this web browser session." (checked) and "Remember selection permanently and bypass this step from now on." (unchecked). A "SELECT" button is located at the bottom center. A red arrow points from the top left towards the search box.

DARIAH AAI AUTHENTICATION AUTHORITY INFRASTRUCTURE

Select your organisation

DARIAH >

In order to access the service DARIAH AAI please select or search the organisation you are affiliated with.

Organisation

Bremen

Organisations Known to have Co-Operated

Universität Bremen

All available Organisations

- City University of applied sciences Bremen
- Jacobs University Bremen gGmbH
- Max Planck Institute for Marine Microbiology

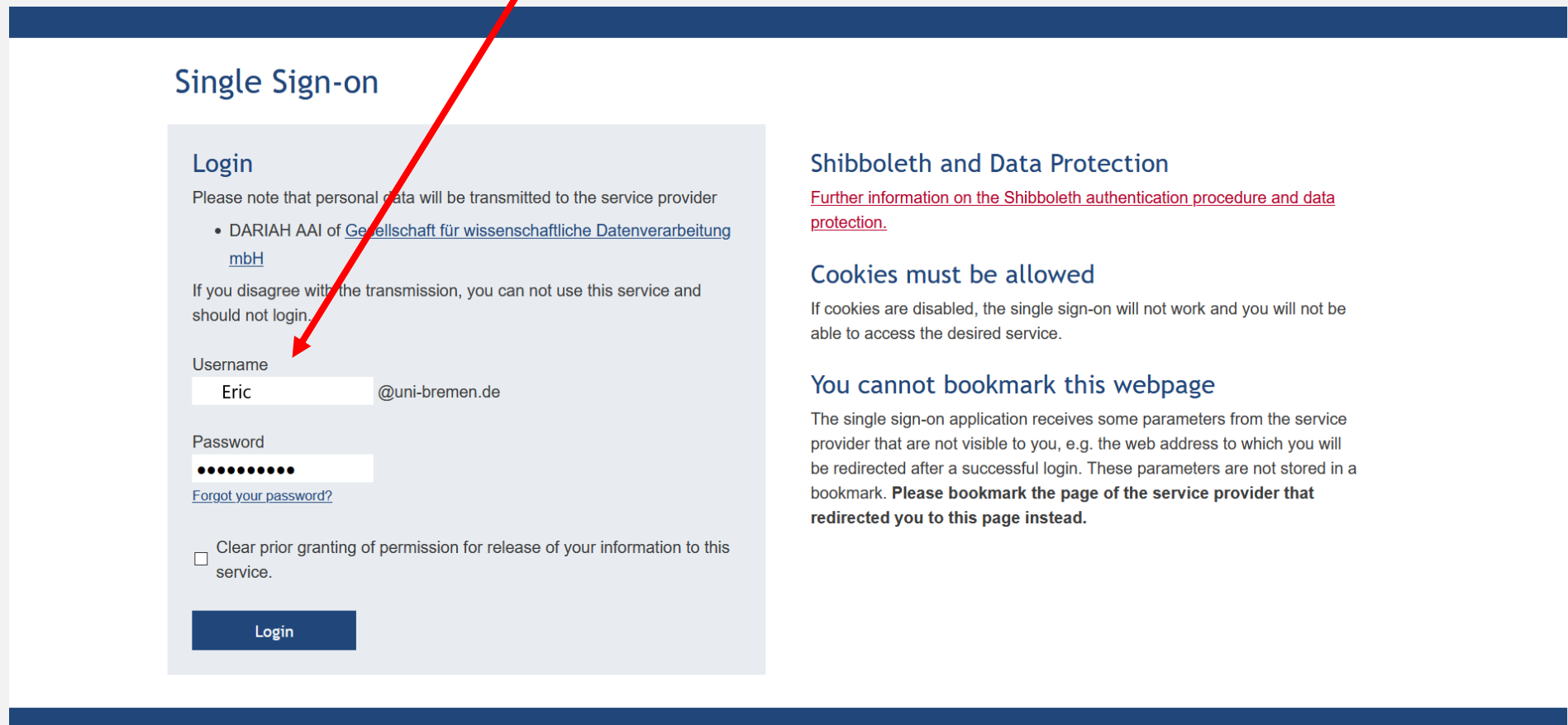
Remember selection for this web browser session.

Remember selection permanently and bypass this step from now on.

SELECT

2) Now you should be redirected to the Single Sign-on service of your institution via Shibboleth. Below is an example for the University of Bremen. The Single Sign-on sites of other institutions look differently but should work similar.

Log in with your institutional username and password.



Single Sign-on

Login

Please note that personal data will be transmitted to the service provider

- DARIAH AAI of [Gesellschaft für wissenschaftliche Datenverarbeitung mbH](#)

If you disagree with the transmission, you can not use this service and should not login.

Username
Eric @uni-bremen.de

Password
●●●●●●●●
[Forgot your password?](#)

Clear prior granting of permission for release of your information to this service.

Login

Shibboleth and Data Protection

[Further information on the Shibboleth authentication procedure and data protection.](#)

Cookies must be allowed

If cookies are disabled, the single sign-on will not work and you will not be able to access the desired service.

You cannot bookmark this webpage

The single sign-on application receives some parameters from the service provider that are not visible to you, e.g. the web address to which you will be redirected after a successful login. These parameters are not stored in a bookmark. **Please bookmark the page of the service provider that redirected you to this page instead.**

3) Accept that your institution provides the displayed information to DARIAH.

Single Sign-on

You are about to access the service:

DARIAH AAI of [Gesellschaft für wissenschaftliche Datenverarbeitung mbH](#)

Description as provided by this service:
DARIAH AAI Services Proxy

[Additional information about the service](#)

To grant you access, this service requests some of your personal information from the University of Bremen. If you click 'Accept' below, the listed information will be sent to this service.

Select an information release consent duration:

Ask me again at next login
I agree to send my information this time.

Ask me again if information to be provided to this service changes
I agree that the same information may be sent automatically to this service in the future.

Do not ask me again
I agree that from now on **any** joined service may receive **any** personal information deemed appropriate for that service (not necessarily the here listed information).

[Reject](#) [Accept](#)

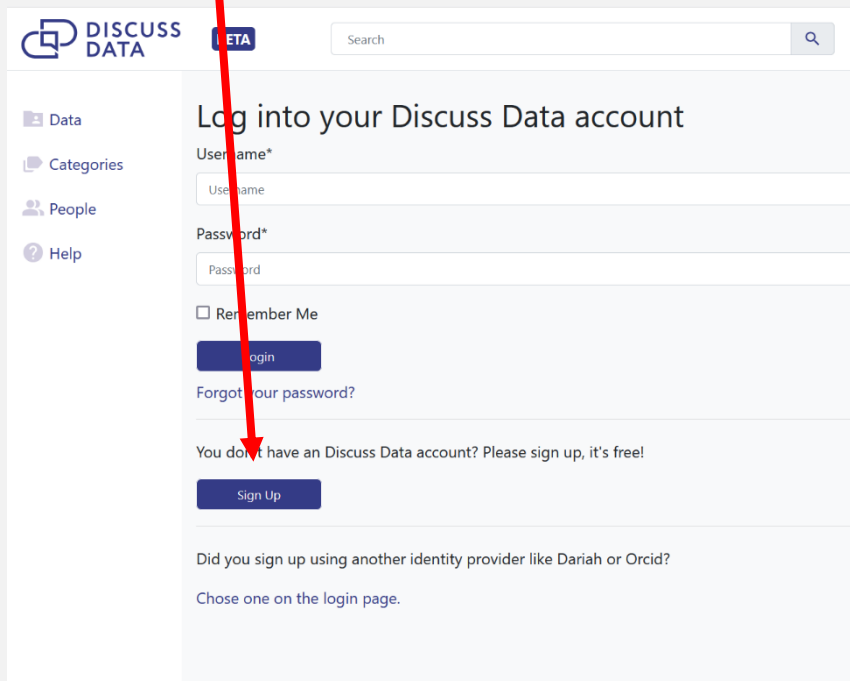
Information to be Provided to Service

- Name
Eric Generic
- Affiliation
University of Bremen
- Entitlements
urn:mace:dir:entitlement:common-lib-terms
- Principal name
Eric @uni-bremen.de
- Scoped affiliation
employee@fso.uni-bremen.de
alum@fb08.uni-bremen.de
staff@fso.uni-bremen.de
alum@uni-bremen.de
member@fso.uni-bremen.de
- Unique account ID (EPUI)
- Given name

4) After redirection and accepting the Discuss Data “[Terms of Use](#)”, you should be logged in.

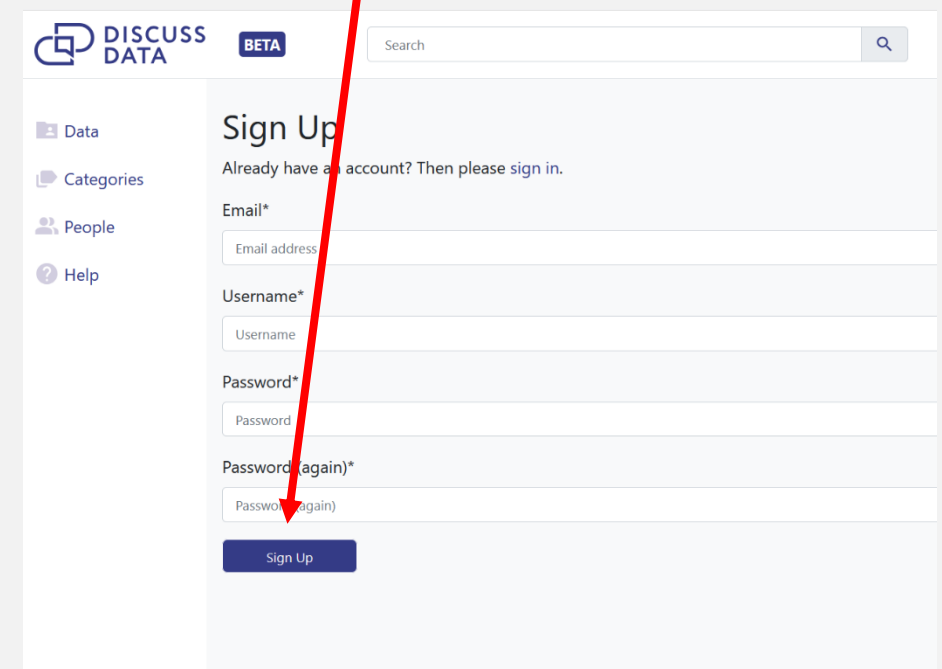
Option 2: Register new account without institutional E-Mail

1) If you chose to register an account directly via Discuss Data, you will be redirected to the Login page below, where you have to click on the “Sign Up” button.



The screenshot shows the Discuss Data login page. The header includes the Discuss Data logo, a 'BETA' badge, and a search bar. A left sidebar contains navigation links for Data, Categories, People, and Help. The main content area is titled 'Log into your Discuss Data account' and contains fields for Username* and Password*, a 'Remember Me' checkbox, a 'Login' button, and a 'Forgot your password?' link. Below this, a message asks if the user doesn't have an account and provides a 'Sign Up' button. At the bottom, there is a note about signing up with other identity providers like Dariah or Orcid.

2) Enter your E-mail address and create a username and password (min. 8 characters) and click on “Sign Up”.



The screenshot shows the Discuss Data sign-up page. The header and sidebar are identical to the login page. The main content area is titled 'Sign Up' and includes a link for existing users. It features input fields for Email*, Username*, Password*, and Password (again)*, followed by a 'Sign Up' button. A red arrow points from the 'Sign Up' button on the login page to the 'Sign Up' button on this page.

3) You should receive a confirmation E-Mail to the address that you provided. Confirm your E-Mail address by clicking on the link.

4) Accept the Discuss Data [“Terms of Use”](#) by clicking on the “I accept” button at the bottom of the page.

5) The next step is a user verification. Please provide us with basic information that is needed for verification: First and last name, further information for verification, such as affiliation, project etc., and optionally an URL, e.g. to your institution, personal website, profile etc.

The information provided is for verification purposes only!

After you click on “Submit”, members of Discuss Data will verify your account (this usually takes 1-2 days) and get back to you as soon as possible.

The screenshot displays the 'Discuss Data User Verification' interface. At the top left, the 'DISCUSS DATA' logo is visible next to a 'BETA' badge and a search bar. The main content area is titled 'Discuss Data User Verification' and contains the following fields:

- First name*
- Last name*
- Information for verification*
- Verification url

A green 'Submit' button is located at the bottom right of the form. On the left sidebar, the 'People' option is highlighted in blue. Above the sidebar, there are statistics for 'Followers' (0) and 'Following' (0), and a 'Notifications' section with 0 notifications. The sidebar also lists navigation options: Dashboard, My Data, Followed Datasets, My Profile, Data, Categories, People, and Help.

If you have problems with the registration process, please contact:

Eduard Klein, eklein@uni-bremen.de